

## Year 9 Languages Revision Programme 2013

### Welcome to your Yr 9 Revision programme for German on Moodle!

- It has been designed to help prepare successfully for your Yr 9 exams.
- The programme is divided into 18 bite-size revision lessons which cover all of the topics you have studied in Yr 7, 8 and 9.
- We recommend that you study each lesson for about 15 minutes.
- You should then make a revision card for each topic by selecting the key vocabulary and noting it down to learn.
- You can buy a pack of revision cards very cheaply at most supermarkets.
- Once you have completed all the lessons you will have a set of revision cards ready for last minute revision.
- You will also be able to use these again for your GCSE exam in Yr 10 and Yr 11 ! This revision programme will replace normal homework during this revision period and you must enter "Revision Programme" into your planner each week.
- Your parents will be informed of this revision programme through Parentmail and Parents' Evening.
- You **MUST** bring your Revision Cards to **ALL** your Languages Lessons as proof that you have been doing your revision.

Week Beginning	4 March	Lessons 1 & 2
	11 March	Lessons 3 & 4
	18 March	Lessons 5 & 6
	25 March	Lessons 7 & 8
	1 April	Lessons 9, 10 & 11
	8 April	Lessons 12, 13 & 14
	15 April	Lessons 15 & 16
	22 April	Lessons 17 & 18

## Year 9 GERMAN Revision Programme 2013

<i>Week Beginning</i>	<i>Lesson</i>	<i>Page Numbers</i>	<i>Title</i>
4 March	Lesson 1 Lesson 2	1, 2, 3 9, 10, 11	Numbers / Times & Dates Personal Details / Your Family / Pets & Animals
11 March	Lesson 3 Lesson 4	12, 13 14, 15	Home / Where you Live Daily Routine / Chores
18 March	Lesson 5 Lesson 6	19, 20 22	School Subjects Jobs
25 March	Lesson 7 Lesson 8	25, 27 26, 28, 32	Directions / Places in town Shopping for Food & Drink / Clothes & Colours
1 April	Lesson 9 Lesson 10 Lesson 11	29, 30, 31 35, 36 37, 38	Food & Drink Sports & Music / Pastimes & Hobbies TV, Books, Radio / Going Out
8 April	Lesson 12 Lesson 13 Lesson 14	16, 17 40, 41 46, 47	The Body / Health & Illness Transport Weather & Seasons / Holidays
15 April	Lesson 15 Lesson 16	48, 49 50, 51	Hotels & Camping / Booking Accommodation Countries / Nationalities
22 April	Lesson 17 Lesson 18	53 54	Opinions Asking Questions

## Numbers

You can't get out of learning numbers. They're just too darned useful.

### Learn the numbers — die Zahlen

#### 1 to 10

Go over these numbers again and again till you've got them all memorised. Try counting up to "zehn" on your fingers. When you can do that, count backwards from "zehn" to "eins".

<b>1</b>	<b>2</b>	<b>3</b>	<b>4</b>	<b>5</b>	<b>6</b>	<b>7</b>	<b>8</b>	<b>9</b>	<b>10</b>
eins	zwei	drei	vier	fünf	sechs	sieben	acht	neun	zehn

#### 11 to 20

The words for 13 to 19 all mean "three-ten" etc.  
Watch out for 16 and 17 — they're "sechzehn" and "siebzehn".

<b>11</b>	<b>12</b>	<b>13</b>	<b>14</b>	<b>15</b>	<b>16</b>	<b>17</b>	<b>18</b>	<b>19</b>	<b>20</b>
elf	zwölf	dreizehn	vierzehn	fünfzehn	sechzehn	siebzehn	achtzehn	neunzehn	zwanzig

#### 20 to 100

Most "ten-type" numbers are pretty easy — they're "four+zig" (vierzig), "five+zig" (fünfzig) etc. The odd ones out are "zwanzig", "dreißig", "sechzig" and "siebzig".

<b>20</b>	<b>30</b>	<b>40</b>	<b>50</b>	<b>60</b>	<b>70</b>	<b>80</b>	<b>90</b>	<b>100</b>
zwanzig	dreißig	vierzig	fünfzig	sechzig	siebzig	achtzig	neunzig	hundert

#### The in-betweens

The in-betweeners are backwards — say "two and twenty", not "twenty-two".

21 einundzwanzig, 22 zweiundzwanzig, 23 dreiundzwanzig, 24 vierundzwanzig...

### Add "te" to a number to get fourth, fifth etc...

Just get the number and bung on "te". You need these for saying "third of November", "first on the left" etc.

#### NUMBER + "te"

EXAMPLES:

zweite	vierte	fünfte
2 <sup>nd</sup>	4 <sup>th</sup>	5 <sup>th</sup>

1<sup>st</sup>, 3<sup>rd</sup> & 7<sup>th</sup> are a bit different:

erste	dritte	siebte
1 <sup>st</sup>	3 <sup>rd</sup>	7 <sup>th</sup>

When you use these words to describe other words, e.g. "the first bicycle" add r for "der" words, and s for "das" words. See p.60.

For numbers from 20 to 100, add "ste", e.g. zwanzigste, einunddreißigste.

### Learn your numbers — but don't go in-zehn... (ho ho)

There are no shortcuts here — you just have to say the numbers to yourself over and over again.



# Times and Dates

You don't just get to **learn** numbers — you actually get to **use** them.  
This page is on times and dates. Read, learn, **enjoy**.

## Learn all the **clock times**

### 1) THE O'CLOCKS

*sieben Uhr* seven o'clock

↑  
Swap this for any number  
from p.1 for different times.

*ein Uhr* one o'clock

↑  
For one o'clock, you  
say "ein" (not "eins").

NB — Germans use the  
24 hour clock a lot.  
4am is 04:00 — *vier Uhr*.  
4pm is 16:00 — *sechzehn Uhr*.

### 2) QUARTER TO and QUARTER PAST

*Viertel vor sieben*  
quarter to seven

*Viertel nach sieben*  
quarter past seven

↖ You don't need  
to say "Uhr".

### 3) MINUTES TO and MINUTES PAST

*fünf vor sieben*  
five to seven

*fünf nach sieben*  
five past seven

↖ You don't need say  
"Uhr" for these  
ones either.

Swap "fünf" for any number you want from p.1

### 4) HALF PAST TO

*halb sieben*  
half to seven  
(i.e. half past six)

*halb acht*  
half to eight  
(i.e. half past seven)

Weird this one — "halb sieben"  
means half to seven, i.e. half past six.  
Don't get caught out.

### 5) AT + TIME

*um sieben Uhr*  
at seven o'clock

## What time is it? — **Wie spät ist es?**

### THE QUESTION:

*Wie viel Uhr ist es? OR Wie spät ist es?*  
What time is it?

### THE ANSWER:

*Es ist + TIME*  
It is .....

### EXAMPLE:

*Es ist drei Uhr.*  
It's three o'clock.

## Other times — **today, tomorrow, evening...**

Learn these words for **chunks of time**. They're useful for saying **roughly** when things happen.

*gestern*  
yesterday

*heute*  
today

*morgen*  
tomorrow

*der Tag*  
day

*die Woche*  
week

*der Monat*  
month

*das Jahr*  
year

*das Wochenende*  
weekend

*der Morgen*  
morning

*der Nachmittag*  
afternoon

*der Abend*  
evening

*die Nacht*  
night

## Maybe not today, maybe not tomorrow...

That "**half to seven**" stuff is weird, but it really is how you do it in **German**. Have you ever seen *Hunt for Red October*? That had something to do with half-past in it, something about **driving a submarine**. But **nothing** to do with German, they were **Russians**. Even **Sean Connery**. How does he get away with it?



## Times and Dates

More vocab on times and dates.

The days and months aren't **too** bad — they're not that different to the English names.

### Months of the year

Learn them in these **groups of four**.

They look pretty much like the English months — but look closely at the **spellings**.



Januar  
January

Februar  
February

März  
March

April  
April

Mai  
May

Juni  
June

Juli  
July

August  
August

September  
September

Oktober  
October

November  
November


Dezember  
December



"It looks to me like the 'P' in April is a little higher off the line."

### The days of the week

Seven days, seven bits of vocab...



\*sometimes you see "Sonnabend" instead

To say, e.g. "on Monday", you put "am" + the day:

Gehen wir am Montag. *Let's go on Monday.*

To say, e.g. "on Mondays", you put the day with **small capital letter** and add "s":

Ich schlafe montags. *I sleep on Mondays.*

### Talking about dates

You need dates for **booking holidays** (p.49) and **saying when your birthday is** (p.9). Read on...

Start off with "**am**". Then get the word for "first", "second" etc. from the bottom of p.1 and add "**n**".  
(The "n" is because it's dative, see p.59 if you're interested.)

am neunten April  
on the ninth of April

am zwölften August  
on the twelfth of August

am zwanzigsten Mai  
on the twentieth of May

If you want to do a date that's "**20th**" or above, don't forget the extra "**s**":

### I like fresh dates, but the dried ones are awful...

Write out the days and months in English and **translate** them — then translate them back. Do the same with them in a **random** order — this'll make sure you really know **each** of 'em, not just the list.



## Your Details

Old joke: "Me, me, me, me, me. Anyway, I've talked enough about me — what do you think of me?"

### ① Talking about yourself — facts and figures

You need to know these four questions, and how to answer them. Customise the answers to fit you, by changing the underlined bits.

#### THE QUESTIONS:

#### THE ANSWERS:

What are you called? *Wie heißt du?*

*Ich heiße Sheila.* I'm called Sheila.

How old are you? *Wie alt bist du?*

*Ich bin vierzehn Jahre alt.* I'm fourteen.

When is your birthday? *Wann hast du Geburtstag?*

*Ich habe am vierten Juli Geburtstag.* My birthday is 4th July.

What do you like? *Was magst du?*

*Ich mag Schokolade.* I like chocolate.

Which one's Sheila?



For more numbers and dates, see p.1-3.

For other ways of saying what you like and don't like see p. 53.

### ② Say what you look like

Eyes, hair, height, glasses — GO GO GO:

EYES

*Ich habe grüne Augen.* I have green eyes.

green: grüne blue: blaue brown: braune

HAIR

*Ich habe blonde Haare.* I have blonde hair.

blonde: blonde short: kurze  
black: schwarze shoulder-length: schulterlange  
brown: braune quite long: relativ lange  
red: rote

HEIGHT

*Ich bin klein.* I am short.

small: klein fat: dick  
tall: groß thin: dünn  
medium height: mittelgroß

GLASSES

I wear glasses:  
*Ich trage eine Brille.*  
I don't wear glasses:  
*Ich trage keine Brille.*



### ③ Describe your personality

*Ich bin...* fleißig hardworking sportlich sporty nett nice  
I am... faul lazy schüchtern shy



fig 9.1: Sporty Austrians. Strangely disturbing.

### If you're a sheep, just talk about ewe...

It's all great stuff for a first letter to a penpal. If your hair's a weird colour like green, there are more colours on p.32. Make sure you learn the birthday bit, or there's no way of dropping hints. **No hints = no cake.**



# Your Family

A lot of these German words **sound** a bit like the English. Try stuffing plums in your mouth, then saying the words out loud. Remember: **plums** + **English** = **German**.

## Use these words for your **friends** and **family**

**mein Vater**

my father



**meine Mutter**

my mother



**mein Bruder**

my brother

**meine Schwester**

my sister



**mein Großvater**

my grandfather

**meine Großmutter**

my grandmother

### STEP STUFF

**mein Stiefvater**  
my stepfather

**meine Stiefmutter**  
my stepmother

**mein Stiefbruder**  
my stepbrother

**meine Stiefschwester**  
my stepsister



**mein Freund**

my friend (male)

**meine Freundin**

my friend (female)

**mein Onkel**

my uncle



**meine Tante**

my aunt

**mein Vetter**

my cousin (male)

**meine Kusine**

my cousin (female)

## Say what your **family** and **friends** are like

Use these phrases to describe your **friends** and **family** (swap Bruder/Schwester for anything you want). The phrases are slightly **different** for **lads** or **lasses** (see those underlined bits) so I've written them out twice.

### PHRASES ABOUT LADS

I have a brother. = **Ich habe einen Bruder.**

**Mein Bruder heißt John.**

= My brother is called John.

He's eleven years old. = **Er ist elf Jahre alt.**

He's nice. = **Er ist nett.**

If you're an only child, say  
"Ich bin ein Einzelkind" = I am an only child.

### PHRASES ABOUT LASSES

**Ich habe eine Schwester.** = I have a sister.

**Meine Schwester heißt Louise.**

= My sister is called Louise.

**Sie ist elf Jahre alt.** = She's eleven years old.

**Sie ist nett.** = She's nice.

## Spot the chestnuts...

Alright, **test yourself** — write this out in German: "I have an aunt. My aunt is called Heidi. She's thirty-five years old. She's nice". The answer's on p.18 — if you didn't get it 100% right, **try again**.



## Pets and Animals

If you don't have a pet, you *could* just **pretend** you do. It might be a lie, but it'll help you **learn German**.

### Learn the pets — die Haustiere

Don't just learn each animal name, learn if it's **der**, **die** or **das** as well.



### I have a hamster — Ich habe einen Hamster

You need to **understand** people talking about **their pets**, and talk about **yours** if you have one. I've used "Hamster" as an example — swap in the animal word for the pet you want to talk about.

- 1) **Ich habe einen Hamster.** = I have a hamster.

It's "**einen**" for "**der**" animals, but "**eine**" for "**die**" ones, and "**ein**" for "**das**" ones (see p.58).

- 2) **Mein Hamster heißt "Killer".** = My hamster is called "Killer".

It's "**mein**" for "**der**" animals, but "**meine**" for "**die**" ones, and "**mein**" for "**das**" ones (see p.56).



- 3) **Ich habe keine Haustiere.**

= I don't have a pet.

- 4) **Mein Hamster ist**
- |  |         |       |
|--|---------|-------|
|  | süß     | sweet |
|  | böse    | nasty |
|  | groß    | big   |
|  | schwarz | black |
- My hamster is

### My dog's got no nose. How does it smell? Awful...

Just thinking about point 4) over there on the right... If you want to go into more fascinating detail about your pet, see: p.9 for "**small**"; p.32 for **other colours**; p.9 for **personality types**. Great.



## Your Home

What a corker, eh. **Rooms** come up all **over the place**. Furniture's a bit more specialised, but you still need it.

### Talk about the **rooms** in your house — **die Zimmer**

['das Zimmer' = room]



das  
Wohnzimmer  
living room



das  
Schlafzimmer  
bedroom



das  
Badezimmer  
bathroom



die  
Küche  
kitchen



das  
Esszimmer  
dining room



der  
Garten  
garden

### At home — **zu Hause**

THE QUESTION:

Was für ein Haus hast du? = *What's your house like?*



"Zu Hause gibt es fünfhundert Zimmer."

THE ANSWERS:

Change the underlined bits so they match **your** home.  
See p.1 for more numbers.

Zu Hause gibt es fünf Zimmer. OR Zu Hause gibt es eine Küche und zwei Schlafzimmer.

= *In my home, there are five rooms.*

= *In my home, there is a kitchen and two bedrooms.*

The bit after "es gibt/ gibt es" is accusative, so it's **einen** for "der" words, **eine** for "die", and **ein** for "das" words (see p.58).

### Talk about the **furniture** — **die Möbel**



das Bett  
bed



das Sofa  
sofa



der Stuhl  
chair



der Tisch  
table



der Schrank  
cupboard



der Kleiderschrank  
wardrobe

### In your room — **In deinem Schlafzimmer**

Learn this **question**, and how to **answer** it. **Change** the **underlined** bit to make it match **your** room — choose from the furniture above. And remember — **einen** for "der", **ein** for "das" words, and **eine** for "die" words.

THE QUESTION:

Was für Möbel gibt es in deinem Schlafzimmer?

= *What furniture is there in your bedroom?*

THE ANSWERS:

Es gibt ein Bett und ein Stuhl.

= *There is a bed and a chair.*

### **Sofa so good...**

See the pics of rooms at the top? Use them to **test** if you've **learnt** the vocab — use strips of paper to **cover up** the German, then from the pictures, write down the German names for the rooms.



# Where You Live

This is describing **whereabouts** your home is. It's all good **Key Stage Three German** stuff...

## Tell them where you live — **Ich wohne...**

① Say if you live in a **flat** or a **house**...

*Ich wohne in...*

*Ich lebe in...*

I live in...

...*einer Wohnung*

...a flat



...*einem Haus*

...a house



② ...and if you live in a **village**, **town** or **city**.

*Ich wohne in...* I live in...

...*einem Dorf*

...a village

...*einer Stadt*

...a town

...*einer Großstadt*

...a big town / city

EXTRA ONES



*Ich lebe auf dem Land.*

I live in the countryside.



*Ich wohne in den Bergen.*

I live in the mountains.



*Ich wohne am Meer.*

I live at the seaside.

③ Work out the version of this phrase that **you** need, and learn it **off by heart**.

I live in Oxford, a town in the south of England.

*Ich wohne in Oxford , einer Stadt in Südengland .*

Put the **name** of where you live in here.

*einem Dorf*

a village

*einer Stadt*

a town

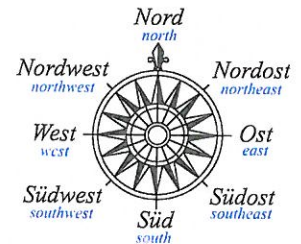
*einer Großstadt*

a big town/city

Choose the right **compass bit** from the right. Then add on your country, to make one big word.

Schottland  
Scotland  
Wales  
Wales  
Nordirland  
Northern Ireland

**COMPASS DIRECTIONS**



## Do you like living here? — **Lebst du gern hier?**

Saying **what you think** about where you live is just what you need to get your German to a **higher level**.

*Ich lebe gern hier*

I like living here



*Ich lebe nicht gern hier*

I don't like living here



...weil es **fantastisch** ist. ...because it's **fantastic**.

*interessant* interesting     *ruhig* quiet

...weil es **furchtbar** ist. ...because it's **terrible**.

*langweilig* boring     *zu ruhig* too quiet

### Ich lebe "gern" hier — nothing to do with pulling faces...

Presumably, at least someone in your class lives in the **same place** as you. You should get the **same thing** for the sentence in number 3. Work it out for yourself with this page, then check with someone else. If you wrote **different** things, something's gone Pete Tong — ask teach.
















# Daily Routine

Here's a page about daily routine. It's got daily routine on it. If you want daily routine, this is your page...

## Daily routine — say what you do

You need to know all these bits. Take them one at a time, read them carefully and check out the spellings.

 <p><i>Ich wache auf.</i> I wake up.</p>		 <p><i>Ich gehe nach Hause.</i> I go home.</p>
 <p><i>Ich stehe auf.</i> I get up.</p>		 <p><i>Ich mache meine Hausaufgaben.</i> I do my homework.</p>
 <p><i>Ich wasche mich.</i> I wash myself.</p>		 <p><i>Ich sehe fern.</i> I watch telly.</p>
 <p><i>Ich putze mir die Zähne.</i> I brush my teeth.</p>		 <p><i>Ich esse Abendessen.</i> I eat dinner.</p>
 <p><i>Ich ziehe mich an.</i> I get dressed.</p>		 <p><i>Ich gehe ins Bett.</i> I go to bed.</p>
 <p><i>Ich esse Frühstück.</i> I eat breakfast.</p>		
 <p><i>Ich gehe zu Fuß zur Schule.</i> I walk to school. (See p.20 for "by bus", "by car" etc.)</p>		

### Homework, hmm — great...

You're in luck — you can check you've got it all sussed by covering up the words with a piece of paper, and next to each picture write out the German phrase to go with it. Then check you got them all right. If you didn't, read through it all, then try again. Keep going till you get them all.

## Chores

**Chores a-plenty**, yessiree. For some reason, you have to talk about what chores you do at home. This stuff is good for **offering to help** as well (see p.7).

### Learn the **nine** chores

Not that "doing nothing" really counts as a chore. Pity.

### *Machst du Hausarbeit?*

Do you do any housework?

*I wash the dishes.*

*Ich spüle.*



*I clean.*

*Ich putze.*



*I do the vacuum cleaning.*

*Ich sauge Staub.*



*I make my bed.*



*Ich mache mein Bett.*

*I don't do anything.*



*Ich mache nichts.*



*I tidy my room.*

*Ich räume mein Zimmer auf.*



*I wash the car.*

*Ich wasche das Auto.*



*I lay the table.*

*Ich decke den Tisch.*



*I go shopping.*

*Ich gehe einkaufen.*

### Housework, hmm — fab...

Well, it could be worse. You could have to get the water from a well at the top of the hill, and scrape the fire clean with a **badger**. Or whatever they did in the old days.



## School Subjects

**School** — it's a funny old place really. All **teachers** and **pupils** and **lessons**.  
Now, **beaches** — they're more **sandy**, with **sea** all down one side. Yep, school **isn't** the beach.

### School subjects — **die Schulfächer**

Learn **all** these subjects so you can say what you do. Tackle them **one group at a time**.

#### SCIENCE

die Naturwissenschaft science

die Physik physics

die Chemie chemistry

die Biologie biology



#### PHYSICAL EDUCATION

der Sport PE



#### ART & MUSIC

die Kunst art

die Musik music



#### NUMBERS & STUFF

die Mathe(matik) maths

die Informatik IT



#### HUMANITIES

die Geschichte history

die Erdkunde / die Geografie geography

die Reli(gion) religious studies



#### LANGUAGES

das Englisch English

das Deutsch German

das Französisch French

das Spanisch Spanish



Say **what you do**. It's just "**ich lerne**" + subject:

**Ich lerne Deutsch.** I study German.

### My favourite subject — **mein Lieblingsfach**

Raise your German level a ton by **giving opinions** about your subjects. For more on opinions see p.53.

SUBJECT + "ist mein Lieblingsfach"

**Musik ist mein Lieblingsfach.**

Music is my favourite subject.



**Ich mag Geschichte.** I like history.

**Ich hasse Geschichte.** I hate history.



Remember, it's "er" for "der" words, "sie" for "die" words, "es" for "das" words (see p.57).

...weil er/sie/es **einfach** ist. ...because it's easy.

interesting: interessant  
boring: langweilig

easy: einfach  
difficult: schwierig

useful: nützlich  
pointless: nutzlos

### We don't need no education — oh yes you do...

You need to learn all **16 subjects**, even the ones you **don't** do. There are **9 opinion phrases** — write a **different** opinion for each of the 9 subjects from Science, Numbers & Stuff and Humanities.



# School Routine

If **aliens** invade, speaking German and asking about your **typical school day**, you're gonna **need** this stuff or they'll eat your **brains** on toast. ...Or, learn it 'cos you need it for **K93 German**. Your choice.

## The school day — **der Schultag**

Go through these phrases, and **write out** your own version of each one so it matches **your** day.



*Ich fahre mit dem*  
I go by

Auto car

Bus bus

Fahrrad bike

*zur Schule.*  
to school

For more on transport, see p.40-41.

**BUT...** *Ich gehe zu Fuß zur Schule.* I go to school on foot.

For more on home routine, see p.14.

For more on times, see p.2.

*Ich stehe um acht Uhr auf.* I get up at 8:00.



*Die Schule fängt um neun Uhr an.* School begins at 9:00.



*Die Schule ist um vier Uhr aus.* School ends at 4:00.



Mon	Tue	Wed	Thurs	Fri

*Jede Stunde dauert vierzig Minuten.*

Each lesson lasts **forty** minutes.

*Wir haben acht Stunden pro Tag.*

We have **eight** lessons per day.

For more on numbers, see p.1.



*Wir machen eine Stunde Hausaufgaben pro Tag.*  
We do one hour of homework every day.



"Stuff homework.  
Go skiing"

## School days — the happiest days of your life, or so they say...

It's all good practice of **numbers** and **times**, which you can use **all over the place**. Even for interesting stuff like arranging when to have fun. I was at a restaurant with some mates last night. We met up **at 6:30**. That'd be "**um halb sieben**". Anyway. With all these phrases watch out for the **spellings** — **don't** mix up your "an" with your "aus". Even the **tiny words** have to be **right**.



# Jobs

There are different words for job titles depending on whether it's a man or a woman doing the job. The "♂" words are for men, the "♀" ones are for women.

## Here are the jobs — die Berufe

('der Beruf' = job)

### WORDS ENDING WITH "in" FOR WOMEN



♂ Mechaniker  
♀ Mechanikerin  
mechanic



♂ Bauarbeiter  
♀ Bauarbeiterin  
builder



♂ Lehrer  
♀ Lehrerin  
teacher



♂ Verkäufer  
♀ Verkäuferin  
salesperson



♂ Schauspieler  
♀ Schauspielerin  
actor/actress



♂ Ingenieur  
♀ Ingenieurin  
engineer



♂ Sekretär  
♀ Sekretärin  
secretary



♂ Polizist  
♀ Polizistin  
policeman/woman



♂ Arzt  
♀ Ärztin  
doctor



♂ Zahnarzt  
♀ Zahnärztin  
dentist

### WORDS WITH DIFFERENT ENDINGS



♂ Friseur  
♀ Friseuse  
hairdresser



♂ Krankenpfleger  
♀ Krankenschwester  
nurse



♂ Büroangestellter  
♀ Büroangestellte  
office worker

## Hairdressers who do frizzy hair are called frizeurs...

It's a pain learning two words for every job. Mainly the words for women are the same as they are for men, but with '-in' stuck on the end. You'll have to triple-learn the odd ones like "Friseuse".



## Directions

One thing you **always** have to do in German lessons is use a dodgy map to give directions to the person sitting next to you. Even if you never go to Germany, you need to **learn** this stuff.

### Where is ? — Wo ist ?

#### Step 1 — Asking the Way

You need to learn **both** these phrases for "Where's the..." so you can **understand** and **use** them. I've used "das Kino" for the example — swap it for any place you like (see p.26 and 27 for other places).

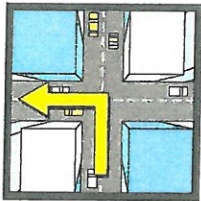
*Wo ist das Kino, bitte?*

Where is the cinema, please?

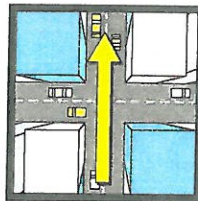
*Gibt es hier in der Nähe ein Kino?*

Is there a cinema near here?

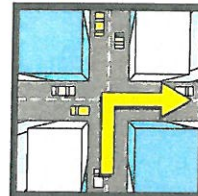
#### Step 2 — Giving Directions



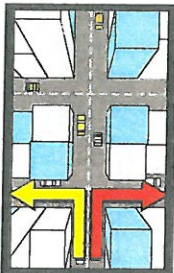
*gehen Sie links*  
go left



*gehen Sie geradeaus*  
go straight on

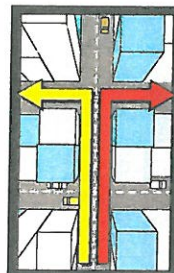


*gehen Sie rechts*  
turn right



*nehmen Sie die erste  
Straße links/rechts*

take the first street **on the left/on the right**



*nehmen Sie die zweite  
Straße links/rechts*

take the second street **on the left/on the right**



"And next week children we'll learn about left."

### Distances — say if it's near or far

You don't just want to know **where** you're going. You'll need to find out **how far** it is too.

#### QUESTION

*Wie weit ist es von hier?* How far is it from here?

#### ANSWER

*Es ist weit von hier.*  
It's **far** from here.

#### ANSWER

*Es ist in der Nähe von hier.*  
It's **near** here.

#### ANSWER

*Es ist zwei Kilometer von hier.*  
It's **two** kilometres from here.

Change "zwei" to any number (see p.1).

### Where am I??? — oh, it's alright, I'm over here...

Once, in Berlin, I was walking to the shops, when a family with **seven** little kids came up and asked me the way to the zoo, all talking at once. Boy was I glad I'd done KS3 German. Oh yes.



## Places in Town

**Places** to go, things to see. Some of these are a doddle — they're exactly the **same** as they are in English. Look out for "das Theater" though — the 'r' and the 'e' have been sneakily swapped around.

### 17 Places to Learn



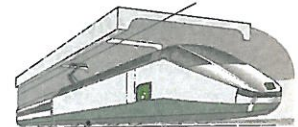
das Museum  
museum



das Freizeitzentrum  
leisure centre



das Rathaus  
town hall



der Bahnhof  
train station




die Bibliothek  
library



die Bank  
bank



der Park  
park



das Kino  
cinema



das Theater  
theatre



die Stadtmitte  
town centre



die Post  
post office



das Schloss  
castle



das Hotel  
hotel



das Schwimmbad  
swimming pool



das Krankenhaus  
hospital



die Kirche  
church



das Verkehrsbüro  
tourist information

### And one for luck...



die Scholle  
plaice

You never know, you might want to go to one of these places. In the big park in Munich people **surf** on a weir and **sunbathe** in the buff. It's true. I've seen it with my own eyes. Shocking, eh.




# SHOPS

Many legacies of Roman rule endure in the ancient province of Germania. Outstanding amongst these are the vine, the excellent transport network and a multitude of shops.

## THE SHOPS: DIE GESCHÄFTE

("DAS GESCHÄFT" = SHOP)



### So what have the Romans ever done for us...

Just ten bits of shopping vocab. But don't go thinking you can take it easy. Fewer bits to learn means you can learn each one **extra well**. That means spellings 100% right, from memory. Oh yes, indeedy. As Caesar said to Brutus.



## Food and Drink

On the plus side there are no phrases to learn on this page. On the down side it's all vocab. Enjoy.

### Meat — das Fleisch



das Schweinefleisch  
pork



das Lammfleisch  
lamb



das Steak  
steak



die Wurst  
sausage



der Fisch  
fish

das Hähnchen  
chicken



das Rindfleisch  
beef



der Schinken  
ham

die Meeresfrüchte  
seafood



### Fruit — das Obst



der Apfel  
apple



die Birne  
pear



die Orange  
orange



die Zitrone  
lemon



der Pfirsich  
peach



die Erdbeere  
strawberry



die Banane  
banana

### Vegetables — das Gemüse



die Tomate  
tomato



die Karotte  
carrot



der Kohl  
cabbage



der Kopfsalat  
lettuce



der Blumenkohl  
cauliflower



die Erbsen  
peas



der Pilz  
mushroom



die Kartoffel  
potato



die Zwiebel  
onion

### Yes, that really was the Chancellor's name...

You'll always get a good feed in Germany. Unless you don't know any food vocab of course. Learn it all. Learn what's der, die and das. Copying things out helps loads. You know the drill.



# Clothes and Colours

Two pages of hiding your nakedness. The **basics** on **this page**, then how to **buy stuff** on the **next**. **Enjoy.**

## Learn your clothing — die Kleidung

There's a lot to learn here. **Break it down** into **chunks** of say 4 items, and learn 'em a chunk at a time



das Hemd  
man's shirt



die Bluse  
woman's shirt



das T-Shirt  
T-shirt (no kidding)



der Pullover  
jumper



die Hose  
trousers



die Jeans  
jeans



das Kleid  
dress



der Rock  
skirt



der Mantel  
coat



der Regenmantel  
raincoat



die Jacke  
jacket



der Hut  
hat



die Socke / die Socken  
sock / socks



der Schuh / die Schuhe  
shoe / shoes



der Handschuh / die Handschuhe  
glove / gloves



die Brille  
glasses

### Say What You Wear

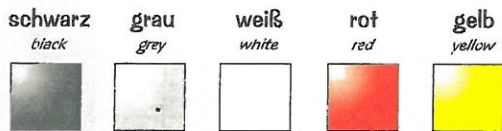
"Ich trage" + "einen / eine / ein" + GARMENT

Ich trage ein T-shirt.  
I'm wearing a T-shirt.

It's "einen" for "der" things, "eine" for "die" things, "ein" for "das" things. See p.56.

## Colours and Materials

Yep, colours and materials — what more can I say...



die Wolle  
wool



die Baumwolle  
cotton



das Leder  
leather

E.G.

der weiße Rock the white skirt

To be 100% correct you have to stick an ending on the colour word — see p.60.

Add a material to a garment to make one giant word. (But drop the "e" from Wolle and Baumwolle.)

ein Wollpullover  
a woollen jumper

### School Uniform

And now for the truly fashion-conscious...

Ich trage eine graue Hose,  
einen Wollpullover,  
eine schwarze Krawatte,  
und ein Baumwollhemd.

I wear grey trousers, a woollen sweater,  
a black tie and a cotton shirt.





# Food and Drink


Right, time for some serious concentration — some of the most important vocab in this book is **right here** on this page. In fact, it's **2.9 cm** from this full stop.

## Sweet things — *die Süßigkeiten*

Learn these words about delicious, sweet, **sugary** things.



die Marmelade  
jam



die Schokolade  
chocolate



der Keks  
biscuit



der Zucker  
sugar




das Eis  
ice cream



der Kuchen  
cake

## Dairy Gubbins

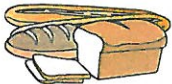
die Milch milk    die Sahne cream    der Joghurt yoghurt  
der Käse cheese    die Butter butter



das Ei egg

## Other stuff — *mainly stodge*

The last few bits of food vocab...



das Brot  
bread



die Nudeln  
pasta



die Getreideflocken  
cereal



der Reis  
rice



die Pommes frites  
chips



die Kartoffelchips  
crisps

## And Some Lovely Drinks — *die Getränke*

### Cold'uns



die Cola  
cola



das Mineralwasser  
mineral water



der Orangensaft  
orange juice



der Weißwein  
white wine



der Rotwein  
red wine



das Bier  
beer

### Hot'uns



der Tee  
tea



die heiße  
Schokolade  
hot chocolate



der  
Kaffee  
coffee

### Kind of a drink



die Suppe  
soup

Darn milk's  
way out of frame...



## It's not all sausages you know...

...I mean, there are lots of sausages in Germany, never mind Austria and Switzerland. But there are other things too, like ham, and salami, and roast pork, and **pig knuckles**. Mmmm.



# Food and Drink

**Like** food? **Love** eating? You're in luck — there's a whole page of **talking about food**. Pig out.

## I like... — Ich mag...

These "like" / "don't like" phrases come up **all over the place**, get them **learned**.

Ich mag **Orangen** .

= I like oranges.

rice: Reis  
bananas: Bananen

See p.53 for more on **opinions**.

Ich mag **Orangen** nicht.

= I don't like oranges.

peas: Erbsen  
cream: Sahne

See p.28-29 for names of **foods**.

## I'm hungry — Ich habe Hunger...

The normal German phrase for "I'm hungry" is "Ich habe Hunger" — literally, "I **have** hunger."

Hast du **Hunger**?

Are you hungry?



Ja, ich habe Hunger.

Yes, I am hungry.



Nein, ich habe keinen Hunger.

No, I am not hungry.

Hast du **Durst**?

Are you thirsty?



Ja, ich habe Durst.

Yes, I am thirsty.



Nein, ich habe keinen Durst.

No, I am not thirsty.

## Say **what** you eat



Ich esse **Wurst** . I eat sausage.



Ich trinke **Wasser** . I drink water.

## Say **when** you eat



das Frühstück  
breakfast



das Mittagessen  
lunch



das Abendessen  
evening meal

### MEALTIMES

Das Frühstück ist um acht Uhr. Breakfast is at 8 o'clock.

Das Mittagessen ist um halb ein. Lunch is at half past twelve.

Das Abendessen ist um sieben Uhr. The evening meal is at 7 o'clock.

See p.2 for clock times.

## If you eat up everything on your plate...

OK, this page is packed. Don't get your undercrackers in a twist, just take it **one chunk** at a time.



# Food and Drink

A few **restaurant odds and bobs**, then the real meat — **restaurant conversations**. Err, that proves I've read the page, now it's, err, your turn. Hmm. Restaurants are a **key topic** for **KS3 German**, and dead useful for holidays. **That's** why this stuff is here.

## Restaurant Vocab

"das Restaurant" should be pretty easy to remember...



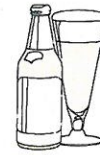
das Restaurant  
restaurant



der Kellner  
waiter



die Kellnerin  
waitress



das Getränk  
drink



die Speisekarte  
menu



die Vorspeise  
starter



das Hauptgericht  
main course



der Nachtisch  
dessert

## Restaurant Conversations

Get yourself a table, order what you want to eat and drink, and pay at the end:

1) Get yourself a table:

**Einen Tisch für zwei Personen, bitte.** A table for two, please.



Stick any number from p.1 here. One person is "eine Person".

2) The waiter/waitress asks what you want:

**Was möchten Sie?** What would you like?

**Ich hätte gern Fisch.** I would like fish.

**Etwas zu trinken?** Anything to drink?

**Ich nehme eine Cola.** I'll have a cola.

More food and drink words on p.28-29.



"Grilled or poached, sir?"

3) At the end of the meal, say you'd like to pay:

**Zahlen, bitte.** I'd like to pay, please.

## ...You'll get a really nasty lollipop...

"**Ich hätte gern...**" is a great phrase to learn — you can use it **whenever** and **wherever** you want something, and sound dead polite too. e.g. "Ich hätte gern ein Auto" = I would like a car.



## Sports and Musical Instruments

**Sports** and **instruments**, hot dang. All the sports and instruments you need for **KS3 German** are here, and how to say you **play** them. Learn 'em **all**, and make **double-sure** you know the ones **you** play. *Let the games commence.*

### Talk about sport — **der Sport**



der Fußball  
football



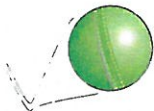
das Tennis  
tennis



das Tischtennis  
table tennis



der Federball  
badminton



das Krieket  
cricket



das Rugby  
rugby




das Schach  
chess



For some **real** fun, try kite surfing. You're on a surfboard, with a huge kite pulling you along so you can jump over waves and stuff. **Fantastic**. (A bit dangerous, mind.)

### Learn the instruments — **die Instrumente**

[das Instrument = instrument]



How To Say What You Play...

"Ich spiele" + THING

Ich spiele Fußball. I play football. Ich spiele Gitarre. I play the guitar.

EXAMPLES:

Ich spiele Tennis. I play tennis.

### Learning German — it's all fun and games...

Try this for the sports bit: get two strips of paper to **cover up** the grey boxes. Then on the paper, **write down** the German for each sport. **Keep** doing it till you can get them **all right from memory**.



# Pastimes and Hobbies

Would ya Adam and Eve it. More **pastimes** here, these are ones you **do** rather than play. The **opinion** stuff at the bottom is a **beauty**. ...Well, it's **dead useful** at least.

## What do you do in your free time?

### Was machst du in deiner Freizeit?



Ich gehe wandern  
I go hiking



Ich gehe schwimmen  
I go swimming



Ich fahre Rad  
I cycle



Never mind that lot, try ultimate frisbee. It's **brilliant**. Two teams of 7, and you catch a frisbee in the "end zone" to score. Check out [www.ukultimate.com](http://www.ukultimate.com)



Ich gehe Kegeln  
I go bowling



Ich gehe Schlittschuh laufen  
I go ice-skating



Ich gehe einkaufen  
I go shopping

## Say what you do and don't like

Talk about your **opinions**, and have your teacher choking on their Hobnob in delight. You need this stuff to show your German's worth the **top levels**. Good thing is, it's pretty **easy**. Ish.

Magst du Tennis? Do you like tennis?

 Ich mag Tennis.  
I like tennis.

↓

Ich liebe Tennis.  
I love tennis.

↓

...weil es\* **interessant** ist. ...because it's interesting.

einfach easy lustig fun

Ich mag Tennis nicht.  
I don't like tennis.

↓

Ich hasse Tennis.  
I hate tennis.

↓

...weil es\* **langweilig** ist. ...because it's boring.

schwierig difficult ermüdend tiring

\*It's er for der words, sie for die words, es for das words. See p.57.

### Be careful how you spell "Schlittschuh"...

**Hate** sports, shopping, and generally anything that involves standing up? You still have to learn this page, so you can say **why** you don't like doing stuff. Sorry. ...Actually I'm not sorry, get off your rear, lazy.



# TV, Books and Radio

Put down your ice-axe and pick up the **remote control**. This page is more relaxing.

## I listen to the radio — **Ich höre Radio**

Ich höre **Radio**.

= I listen to the radio.

Musik music

Ich höre Radio gern.  
I like to listen to the radio.



Ich höre Radio nicht gern.  
I don't like to listen to the radio.

## I read books — **Ich lese Bücher**

Ich lese **Bücher**.

= I read books

Zeitungen newspapers

Romane novels

Zeitschriften magazines

Ich lese Bücher gern.  
I like to read books.



Ich lese Bücher nicht gern.  
I don't like to read books.

## I watch television — **Ich sehe fern**

Ich sehe fern.

= I watch TV

Ich sehe Filme an.

= I watch films

Ich sehe gern fern.  
I like to watch TV



Ich sehe nicht gern fern.  
I don't like to watch TV

## I like **this** film — **Ich mag diesen Film**

Ich mag ... / Ich mag ... nicht  
I like / I don't like

diesen Film this film  
diese Musik this music  
diese Zeitung this newspaper

diesen Roman this novel  
diese Zeitschrift this magazine

EXAMPLES: Ich mag diesen Film.  
I like this film.

Ich mag diesen Film nicht.  
I don't like this film.

### Most people look best on the radio...

Ahh, that's better. Words to describe couch-potatoing. But where's the vocab for big woolly socks, a sofa, take-away pizza, and a **big box of chocolates**? Sorry, turned into Bridget Jones there.



# Going Out and Making Arrangements

Classic KS3 German stuff on this double page spread. Learn **all 4 steps** so you can get from **hanging around** on your **own**, to **having fun** out with your **mates**. (Assuming your mates speak German...)

## Step 1 — Places to Go

These are the main **places** you'd want to go to. They're the places I'd want to go anyway. For other places, see p.26-27.




die Stadtmitte  
town centre



das Schwimmbad  
swimming pool



das Kino  
cinema



das Theater  
theatre



das Freizeitzentrum  
leisure centre



das Restaurant  
restaurant



zu Hause  
home

## Step 2 — Do you want to...

Use this phrase with one of the places above.

Hast du Lust + in den  
in die  
ins PLACE + zu gehen ?

Hast du Lust ins Kino zu gehen?  
Do you want to go to the cinema?

It's "in die" for "die" words,  
"in den" for "der" words and  
"ins" for "das" words.

"Zu Hause" is the **odd one out**. You **don't** put  
"ins zu Hause" — you say "**nach Hause zu gehen**".

### "YES" PHRASES

Ja, gerne. Yes, I'd like to.

Ja, das wäre schön. Yes, I'd love to.

Ja, gute Idee. Yes, good idea.

### "NO" PHRASES

Nein, danke. No, thank you.

Ich gehe nicht gern ins Kino. I don't like going to the cinema.

Ich habe kein Geld. I don't have any money.

Ich mache meine Hausaufgaben. I'm doing my homework.

**Hast du Lust ins "Museum of Soil" zu gehen — nein, danke...**

Life's too short — just learn the phrases for "yes" and get out there.



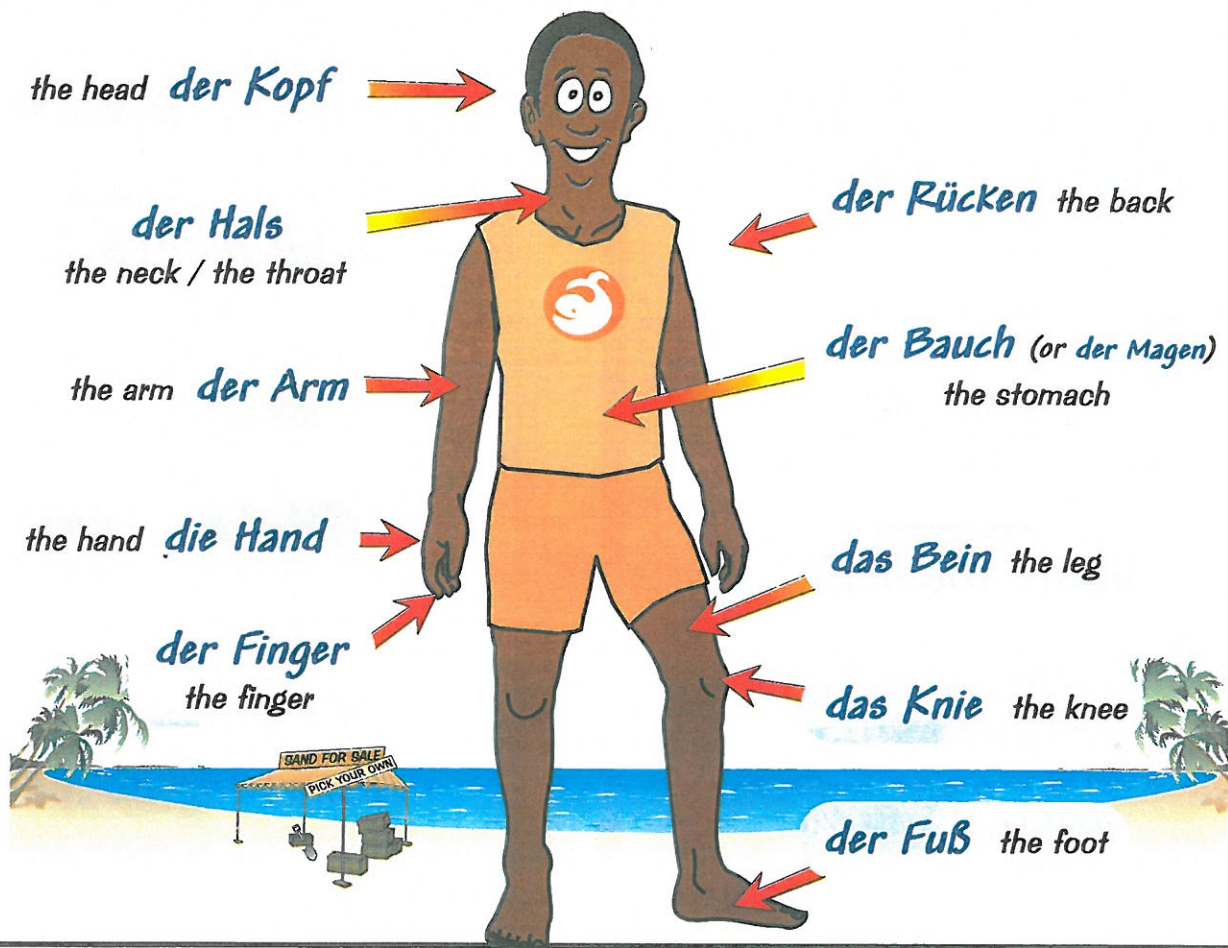
## The Body

You need **body parts** for a) telling people **something hurts** (next page),  
b) telling the police something nasty's washed up on the beach.

### The head — **der Kopf**



### The body — **der Körper**



### **Get your foot off my tip box...**

Come on, some of these **aren't hard** at all — like **die Hand**, **der Finger**, **der Arm**. You're halfway there without even trying. And joy of joys, you can do the trick of **covering the labels** with some paper, and writing out the German for all the body bits **from memory**. If you miss any, **try again**. Chin up.



# Health and Illness

Being ill **sucks**. Don't suffer in silence, learn this German and get **made better** ASAP. Cough, wheeze.

## Say that you're ill — "**Ich bin krank**"



**Ich bin krank.**  
I am ill.

Say where you want to go to get better: **Ich will ins Krankenhaus gehen.**  
I want to go to the hospital.

**Ich will zum Arzt gehen.** I want to go to the doctor's.  
**Ich will zur Apotheke gehen.** I want to go to the pharmacy.

## My leg hurts — **Mein Bein tut mir weh**

This is how you say what bit of you **hurts**. Practise bunging in the **body parts** from page 16.

"mein / meine" + BODY PART + "tut mir weh"

**Mein Bein tut mir weh.**  
My leg hurts

It's "mein" for "der" and "das" words,  
and "meine" for "die" words.  
See p.56 for more.

### EXAMPLES

**Mein Fuß tut mir weh.** My foot hurts.

**Meine Hand tut mir weh.** My hand hurts.

**Meine Nase tut mir weh.** My nose hurts.

**Mein Kopf tut mir weh.** My head hurts.

For your **head**, **stomach** and **ear**, you can say they hurt, or you can use the special "**ache**" words, like this:

Ich habe **Kopfschmerzen**. I have a **headache**.

Ich habe **Bauchschmerzen**. I have **stomachache**.

Ich habe **Ohrenscherzen**. I have **earache**.

## Learn these **things** for making you better

If you're ill, you'll need one of these things to **make you better**. Get them **learned**.



**die Medizin**  
= medicine

**die Salbe**  
= ointment

**das Rezept**  
= prescription

**das Pflaster**  
= plaster

**die Tablette**  
= tablet

**die Schmerztablette**  
= painkiller



## Enough German — let's have some astronauts...

Did you know, real live German people have been in space? They certainly have:



German payload specialists Ernst Messerschmid and Reinhard Furrer, 13/12/84



Image of Oberpfaffenhofen in Germany.



German and American astronauts on a joint mission.



# Transport

This is all wonderful stuff to use in Germany — should help you get on the **tram** to the **zoo**, not the **train** to **Moscow**. You can use it to talk about how you get around at home too.



*das Auto*  
car



*der Bus*  
bus




*der Reisebus*  
coach



*das Fahrrad*  
bicycle



*das Motorrad*  
motorbike




*der Zug*  
train



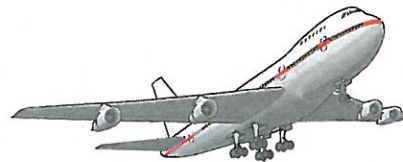
*die U-Bahn*  
underground



*die Straßenbahn*  
tram



*das Schiff*  
ship



*das Flugzeug*  
aeroplane

## All aboard the KS3 German Fun-Train...

It's dead easy this page — just **ten** bits of vocab to learn, and of course remembering which ones are "der", "die" and "das". I'd love to stick around and help but I've got a train to catch...

That really is Benz and Mercedes. Karl Benz, and Mercedes Jellinek. He made cars, she was the daughter of an Austrian businessman who sold them (he sold Daimler cars, but Daimler merged with Benz in 1926).



# Transport

My Mum had a foreign penfriend back in the 60's. He was on the run from Interpol, because he didn't want to join the army. He escaped by skiing through Finland at night. **Ignore that, read this:**

## I go by... — Ich fahre mit...

Dead useful this. It comes up when you're talking about going out, going to school and holidays.

**"Ich fahre mit dem/der" + VEHICLE**

*Ich fahre mit dem Auto. I go by car.*

**Note for Swots**  
It's mit dem for "der" and "das" words, and mit der for "die" words (see p.59).

Use it for any of the transport types from p.40. Here are the **three other most common** ones:

*Ich fahre mit dem Zug I go by train*

*Ich fahre mit dem Bus I go by bus*

*Ich fahre mit dem Fahrrad I go by bike*

There's a special phrase for going on foot:

*Ich gehe zu Fuß. I go on foot.*

## Use the same phrases for train and bus tickets

Germany has good trains that actually work, if you can imagine that. There are quite a few phrases to learn here, but it's essential stuff for buying tickets.



Steamy picture no.1

*Fährt ein Zug nach Berlin?* Is there a train going to Berlin?

For a bus, change it to "ein Bus" or "der Bus".

For more times, see p.2

*Q: Wann fährt der Zug nach Berlin?* When does the train for Berlin leave?

*A: Der Zug nach Berlin fährt um neun Uhr.* The train for Berlin leaves at nine o'clock.

*Q: Von welchem Gleis fährt der Zug nach Berlin?* Which platform does the train for Berlin leave from?

*A: Der Zug nach Berlin fährt von Gleis drei.* The train for Berlin leaves from platform three.

*Q: Was für eine Fahrkarte brauchen Sie?* What kind of ticket do you need?

*A: Eine einfache Fahrkarte nach Berlin, erste Klasse, bitte.* A single to Berlin, 1st class, please.



eine einfache  
Fahrkarte  
a single ticket



eine  
Rückfahrkarte  
a return ticket

1st

erste Klasse  
first class

2nd

zweite Klasse  
second class



Steamy picture no.2

## This ticket's been used, I want to return it...

Make sure you've got it sussed — **test yourself** by rewriting this **in German** (answer on p.42):  
"Is there a train to München? I would like a return, first class. When does the train leave?"



## Weather and Seasons

This is the **question** you'll get asked about the weather:

*Wie ist das Wetter?*

= What's the weather like?

### Say what the weather's like — "**es ist...**"

These **nine** types of weather all start "**es ist**" ("it is").



*es ist schön*  
it's nice weather

*es ist schlecht*  
it's bad weather



*es ist heiß*  
it's hot

*es ist kalt*  
it's cold



*es ist sonnig*  
it's sunny

*es ist wolkig*  
it's cloudy



*es ist windig*  
it's windy



*es ist neblig*  
it's foggy



*es ist stürmisch*  
it's stormy

#### ODD ONES OUT

**Raining** and **snowing** are **different**. There's **no** "ist" in the sentence.

*es regnet*  
it's raining



*es schneit*  
it's snowing



### The seasons — **die Jahreszeiten**

[‘die Jahreszeit’ = season]

Ah, the seasons. Only **four** of them to learn, and **two** of them are **easy**. Can't say fairer than that.

**der Frühling**

spring

**der Sommer**

summer

**der Herbst**

autumn

**der Winter**

winter

### Learn this stuff — or you won't have the neblig-iest...

There's something **great** about those words for seasons — they're **all** 'der' words. So why is "Jahreszeit" a "die" word... Ours is not to reason why, but mainly to learn German vocab.



# Holidays

Holidays are a bit like weather in a way — they're a good **ice-breaker** for talking to people you don't really know. They're also a favourite topic in **KS3 German**.

## Talk about where you **normally** go on holiday

The **bits on the left** are the **questions** you could get asked about holidays.

The **bits on the right** are **your answers** — change the **underlined** bits to match your own holiday.

Wohin fährst du in Urlaub, normalerweise?

Where do you go on holiday normally?

Mit wem fährst du in Urlaub?

Who do you go on holiday with?

Wie lange machst du Urlaub?

How long do you go on holiday for?

Wo übernachtest du, normalerweise?

Where do you normally stay?

Was machst du?

What do you do?

Wie ist das Wetter normalerweise?

What's the weather like normally?

Normalerweise fahre ich nach Schottland.

Normally, I go to Scotland.

For other countries, see p.50.

Ich fahre mit meiner Mutter  
und meiner Schwester.

I go with my mother and my sister.

"meiner" is *dative*, see p.59

For other people, see p.10.

Ich mache eine Woche Urlaub.

I go for one week.

For other times, see p.2.

Ich übernachtete in einem Hotel.

I stay in a hotel.

"einem" is *dative*, see p.59

For other places, see p.48.

Ich gehe an den Strand.


I go to the beach.

For other things to do, see p.35-37.

Es regnet.

It rains.

For other weather, see p.46.



"A woman watches three men but the thought bubble above her shows the men dressed in shirts and ties, revealing that she is *dressing them with her eyes*." 1950

When I say they weren't half funny in the old days, I mean they *were*n't half funny.

**Oh, I do like to be beside the seaside — so long as it's abroad...**

This is a five second RANT WARNING: 5, 4, 3, 2, 1... Don't just learn the answers — you've GOT TO LEARN THE QUESTIONS TOO. If you don't know the questions you won't be able to **understand** what people say to you, and you won't be able to **ask** them stuff either. ...Rant over.



# Hotels and Camping

There are **twenty** cracking little bits of vocab on this page. Make sure you **learn them all**.

## Learn these **places to stay**

It's all a question of how much you want to **pay** per night, and whether you want **ants** in your shoes when you wake up.



*der Campingplatz*  
campsite



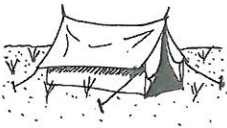
*das Hotel*  
hotel



*die Jugendherberge*  
youth hostel

## At the campsite — **auf dem Campingplatz**

These are the **campsite** bits you have to know. Hand-drawn-tastic mate. Watch the **spellings**, they're **odd**.



*das Zelt*  
tent



*der Wohnwagen*  
caravan



*der Platz*  
pitch (space for a tent)



*der Schlafsack*  
sleeping bag



*das Trinkwasser*  
drinking water

## At the hotel — **im Hotel**

The most important stuff to learn about hotels is the **different types of rooms**:

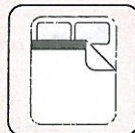
### Hotel Rooms



*ein Zimmer*  
room



*ein Einzelzimmer*  
single room



*ein Doppelzimmer*  
double room

*Ein Zimmer mit...*

A room with

*Bad*



bath

*Dusche*



shower

*Balkon*



balcony

*Badezimmer*

bathroom

*Toilette*

toilet

Other Stuff



*das Telefon*  
telephone



*die Toilette*  
toilet



*der Speisesaal*  
dining room



*der Schlüssel*  
key

## **Those tiny shower gel packs make me feel like a giant...**

95% of Britons would rather stay in a hotel. 3% are doing their Duke of Edinburgh's Award. 2% have a Ray Mears-complex. 100% of KS3 German students have to **learn this vocab**.



## Booking Accommodation

There's a lot of learning to do on this page. Take it **one bit at a time** — easy does it.


### Booking a **hotel room** — tell them **what and when**

Mmm. Booking a room is **easier** than it seems, just fiddle these phrases to say the **dates / number of nights** you want. Make sure you read the **questions** so you'll understand them.

① **Haben Sie Zimmer frei?** Have you any rooms free?

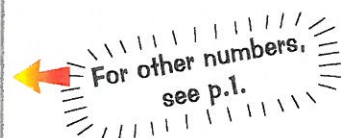
② **Für wie viele Personen?** (For how many people?)

**Ich möchte** : **ein Einzelzimmer** a single room  
I would like : **ein Doppelzimmer** a double room



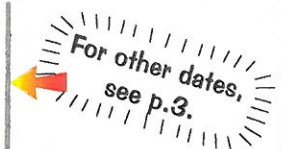
③ **Für wie viele Nächte?** (For how many nights?)

**Ich möchte hier** : **eine Nacht** one night  
I would like : **zwei Nächte** two nights  
: **eine Woche** one week  
: **zwei Wochen** two weeks  
**bleiben.**  
to stay



④ **Von wann bis wann möchten Sie bleiben?** (When would you like to stay?)

**Ich möchte vom** : **ersten Juni** first of June  
I would like from the : **vierten Mai** fourth of May  
**bis zum** : **zweiten Juni** second of June  
to the : **elften Mai** eleventh of May  
**bleiben.**  
to stay



These "first", "second" words are on p.1. Watch out — they end in "n" in this sentence (it's dative, see p.59)

⑤ **Was kostet das?** How much is that?

Ich möchte ein Einzelzimmer. Ich möchte hier eine Woche bleiben, vom vierten Mai bis zum elften Mai. Was kostet das?



### Booking into a **campsite** — **don't ask for a room**

The **first bit** of booking into a **campsite** is **different** from a hotel (no rooms in a campsite, see).

① **Haben Sie Plätze frei?** Have you any pitches free?

② **Ich möchte einen Platz** : **für ein Zelt** for a tent  
I would like a pitch : **für einen Wohnwagen** for a caravan



### **...The shower cap makes me feel like my gran...**

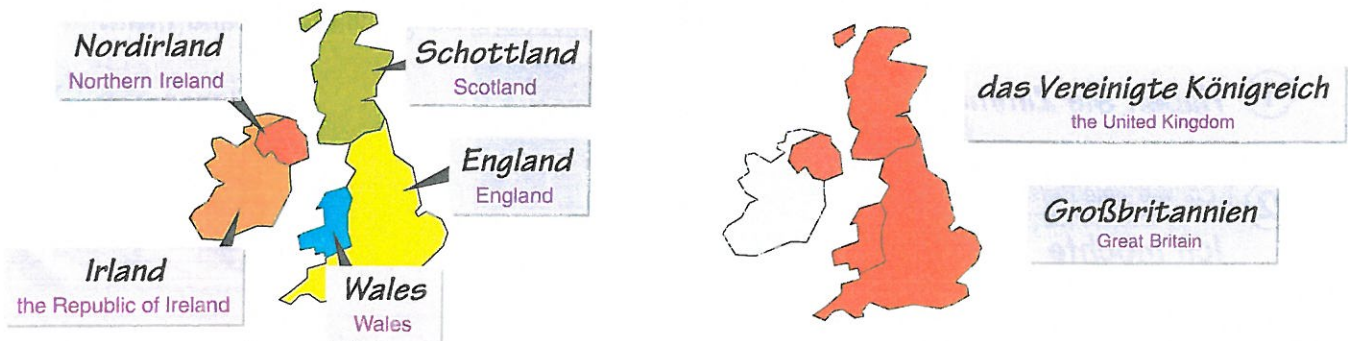
Write out the whole conversation for getting a room at a hotel. Say you want to stay from 3 July to 6 July. Then write it out **again**, and keep writing it out till you can do it **without** looking.



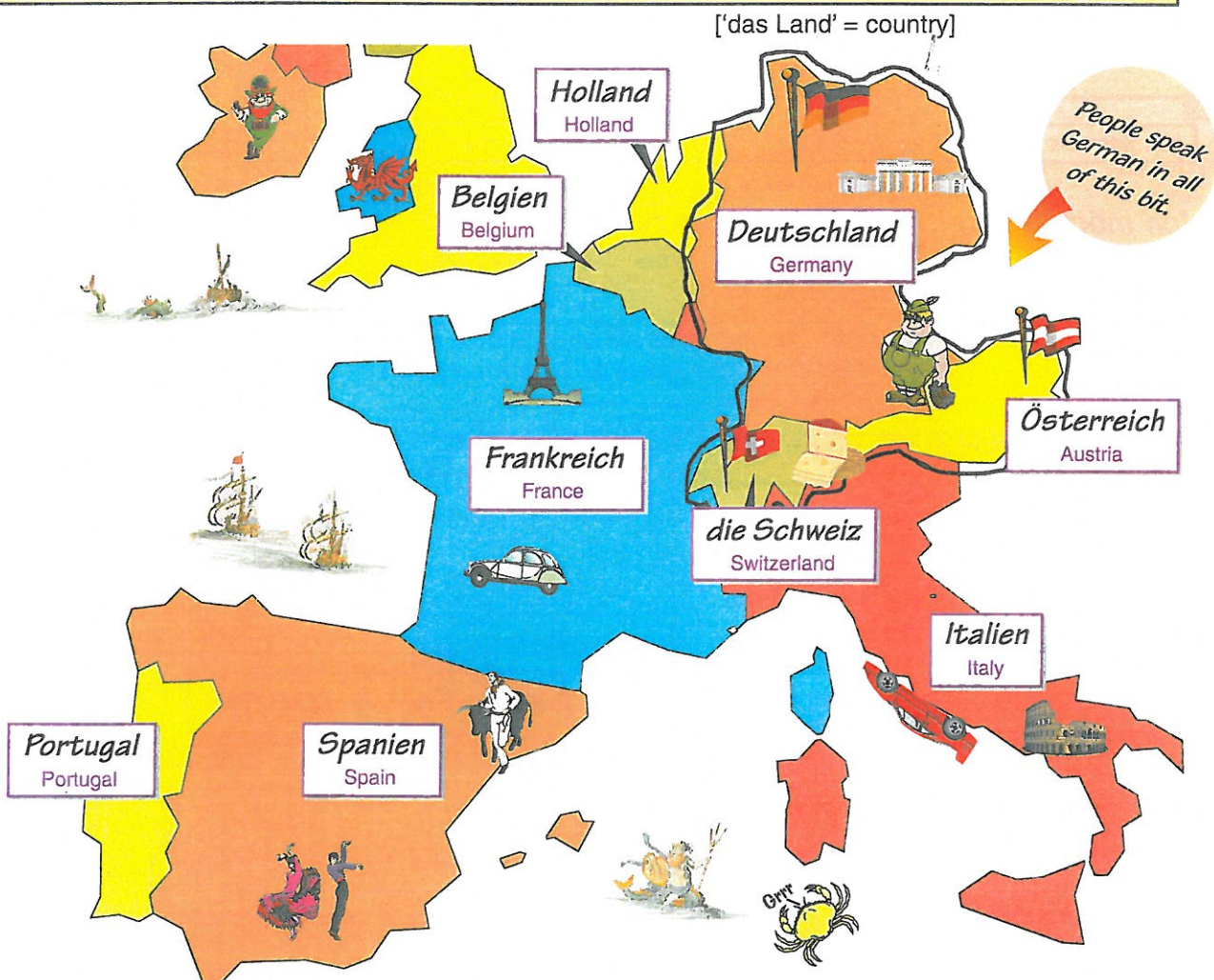
## Countries

These are the countries you need for **KS3 German**. Obviously there are more out there — if you're **desperate**, look them up in a dictionary, geography-freak. But make sure you **learn all these ones first**.

### Great Britain — *Großbritannien*



### The countries of Europe — *die Länder von Europa*



### ***Don't flag — keep going till you've learnt them all...***

I reckon "**das Vereinigte Königreich**" is one of the trickiest phrases in this book, but maybe I've just got a mental block about it... Learn **all** the countries. You never know when you'll need them.



# Nationalities

If someone asks **where you're from** you can just say "I live in Alaska" — it's "Ich wohne in Alaska". I've got a strong feeling you'd be talking big, fat, **lardy** porky pies though.

## Saying **where you live** — "Ich wohne in..."

Pick the one of these that's for where **you** live, and **learn it**.

"ich wohne in" + COUNTRY

*Ich wohne in England.*  
I live in England.

*Ich wohne in Wales.*  
I live in Wales.

*Ich wohne in Schottland.*  
I live in Scotland.

*Ich wohne in Nordirland.*  
I live in Northern Ireland.

## Saying your **nationality** — "ich bin..."

This is how you put the sentence together:

"ich bin" + NATIONALITY

*Ich bin Engländer.* I am English.

You need to learn all the UK nationalities:

- Ich bin*     *Engländer(in)* English
- I am       *Waliser(in)* Welsh
- Nordirländer(in)* Northern Irish
- Schotte/Schottin* Scottish

They all end with 'in' if you're female



## Five foreign nationalities

Five more nationalities that can be tacked on after "Ich bin...":



*Spanier(in)*  
Spanish




*Italiener(in)*  
Italian



*Ire / Irin*  
Irish



*Franzose / Französin*  
French



*Deutscher / Deutsche*  
German

## *Ich bin Spanier. Ich bin Enrique Iglesias — honest...*

Technically speaking, Napoleon was born on the island of Corsica, so he was **Corsican**. It's owned by France though, so you **could** say he was **French**. ...But then you wouldn't be able to do **great jokes** like: "Can you name Napoleon's nationality?" "Corsican" "Well if you can, go on then." HA HA HA



## Opinions

There's more than one way to peel a cat... and there's more than one way to say what you think.

### "I like" and "I don't like"

Use these four phrases to say what you like and what you don't like.

*Ich mag* I like

*Ich liebe* I love

*Ich mag Kaffee.* I like coffee.

*Ich liebe Kaffee.* I love coffee.



*Ich mag... nicht* I don't like

*Ich hasse...* I hate

*Ich mag Schildkröten nicht.* I don't like tortoises.

"Nicht" always goes at the end of the sentence.

*Ich hasse Schildkröten.* I hate tortoises.

### You can say "I like" using GERN

"Gern" is a handy wee word for saying you like doing something.

- 1) Write down the verb you want.  
(See p.63 for 'what is a verb?')

*Ich schwimme gern.*  
I like swimming.

- 2) Add gern here — straight after the verb.

**Examples:**

*Ich schlafe gern.*  
I like sleeping.

*Ich esse gern Spaghetti.*  
I like eating spaghetti.

### Use describing words to say what you think

- 1) Start with the thing you want to describe — a film, a person, a pair of shoes...

*Kochen ist langweilig.*

Cooking is boring.

- 2) Then put ist for "is" — or sind for "are".

- 3) Finish off with a describing word. There are loads more in the box.

<i>gut</i>   good	<i>leicht</i>   easy	<i>super</i>   super	<i>lustig</i>   fun
<i>nicht gut</i>   not good	<i>schwer</i>   hard	<i>wunderbar</i>   wonderful	<i>doof</i>   daft
<i>schlecht</i>   bad	<i>dumm</i>   stupid	<i>toll</i>   great	<i>fantastisch</i>   fantastic
<i>interessant</i>   interesting	<i>schön</i>   nice	<i>anstrengend</i>   tiring	<i>einfach Klasse</i>   totally brilliant

### Like it or not German is here to stay...

ARGHH — grammar. Sends a shiver down my spine just to hear the word "grammar". Don't let it get the better of you. Get a wooden stake and a big bulb of garlic and plough right in.



# Asking Questions

Don't sit there like a lump of lard waiting to be **asked** questions. Get like Jeremy Paxman — ask questions that make people squirm.

## The words have a **funny order** in questions

Most of the time in German, the **I / you / he / they** bit comes **before** the verb.

In a **question** the verb comes **first**.

**Du** heißt Spartacus.

You are called Spartacus.

Heißt **du** Spartacus?

Are you called Spartacus?



Fig. 167.4: Spartacus begs for mercy, then realises he can see right up Caesar's tunic.

## 1 Make questions by **changing the word order**

This makes the type of question that gets you a YES or NO answer — like "Do you like crumpets?" or "Shall we go to the pictures?".

All you do is switch the **verb** and the **I / you / he / they** bit, exactly like in the example above.

**Englisch ist** interessant. English is interesting

**Ist Englisch** interessant? Is English interesting?

**Der Hund stinkt.** The dog smells.

**Stinkt der Hund?** Does the dog smell?

## 2 Use a **question word**

1) Start by **changing the word order**...

2) ...then stick a **question word** in at the beginning.

**du trinkst**  
you are drinking

**trinkst du**

**Was trinkst du?**

What are you drinking?



**Wo spielst du Tennis?** Where do you play tennis?

**Warum magst du Sonja?** Why do you like Sonja?

These are the German **question words** you need to know. They all start with **W** — a bit like English.

**Wer?** Who?

**Wo?** Where?

**Wohin?** Where to?

**Wie?** How?

**Wann?** When?

**Was?** What?

**Warum?** Why?

## ***This question is for £132,000 — no pressure...***

Always, always remember to switch the **word order**. Oh, and remember the **question mark** of course. Once you've got those done you can sit and look smug. If you like that kind of thing.